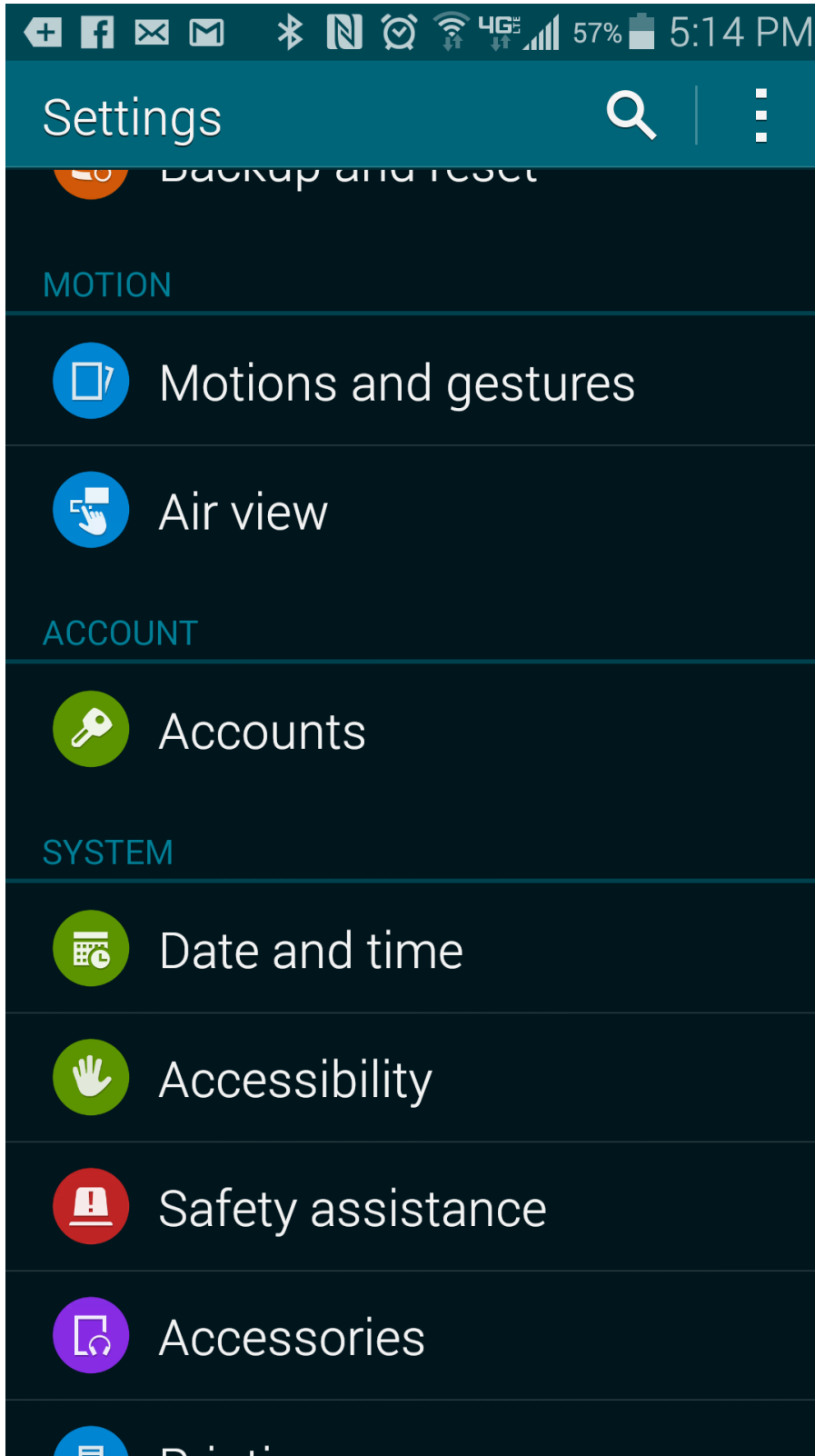



Setting up Office 365 email on your mobile phone:

Go to setting in android



Under accounts select your account.

Microsoft exchange activesync



Saving screenshot...

< Accounts

MY ACCOUNTS

- Google
- Microsoft Exchange ActiveSyn..
- Yahoo
- LinkedIn
- Samsung account
- Office
- Lync 2013
- Facebook
- Twitter







Copied to clipboard.


Choose your email program that you want to use.

5:15 PM 57% 4G LTE

Email accounts

Choose an account to set up

 Corporate	 Yahoo! Mail	 AOL
 Outlook.com	 Verizon.net	 Others



For Gmail account, use Gmail app.

Done with accounts

Username and domain name are the same. **yourname@alliant.edu**

Exchange server is **outlook.office365.com**

Exchange server settings

Email address

Domain\username

Password

Exchange server

Use secure connection (SSL)

Use client certificate

Next >