


# How to Register for & Purchase Academically Priced Software

The following screenshots demonstrate the student registration process. If you are an Alliant Faculty or Staff member, please select the Faculty/Staff tab in step 1. The process steps will be the same, however, your group membership will be Faculty/Staff instead of Students.

## Step 1:

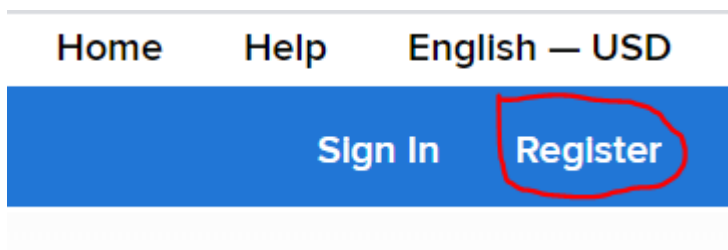
Go to <http://alliant.onthehub.com> (by default you should be on the Students tab)

Note: If you are an Alliant Faculty or Staff member, please select the Faculty/Staff tab



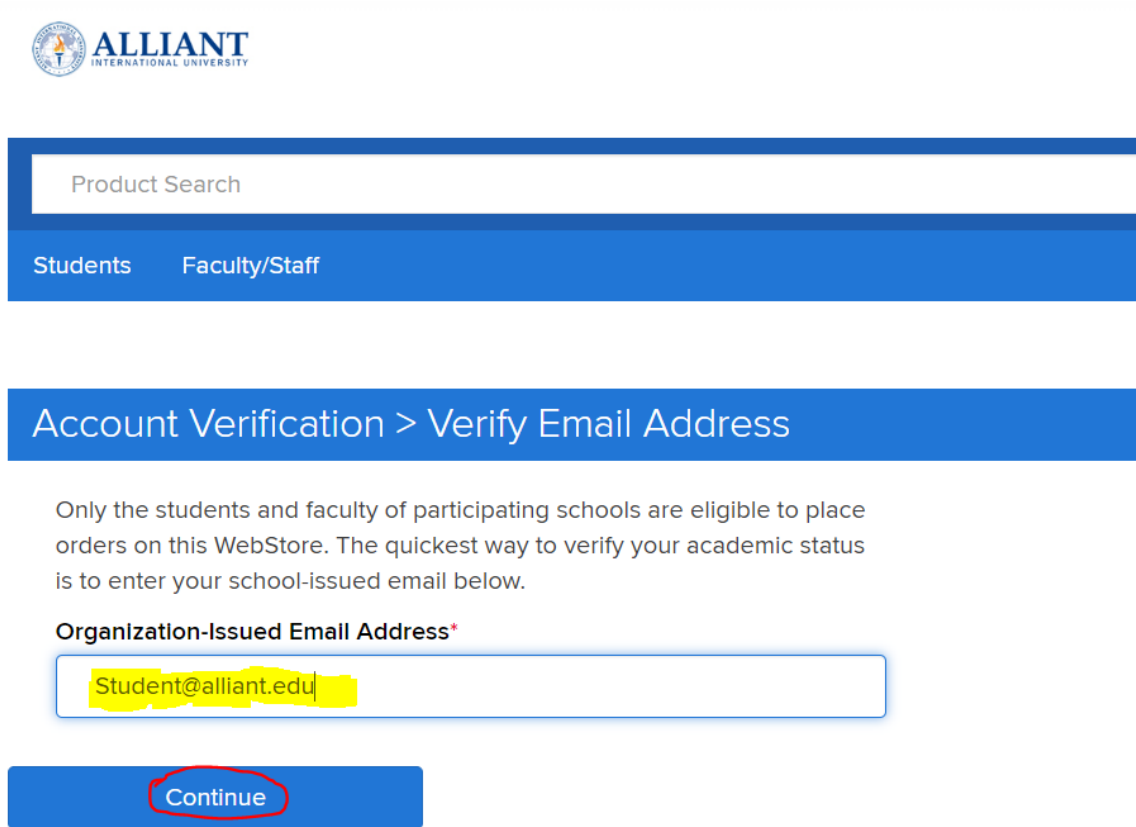
## Step 2:

Select the "Register" button at the top right of the page.



**Step 3:**

Enter your Alliant e-mail address.  
Select the "Continue" button.



The screenshot shows the Alliant International University logo at the top left. Below it is a navigation bar with a search box labeled "Product Search" and two tabs: "Students" and "Faculty/Staff". The main content area has a blue header that reads "Account Verification > Verify Email Address". Below this header, there is a paragraph of text: "Only the students and faculty of participating schools are eligible to place orders on this WebStore. The quickest way to verify your academic status is to enter your school-issued email below." Underneath the text is a label "Organization-Issued Email Address\*" followed by a text input field containing the email address "Student@alliant.edu". At the bottom of the form is a blue button labeled "Continue", which is circled in red.

**Step 4:**

Enter your registration information and then select the "Register" button at the bottom of the page.

[Students](#) [Faculty/Staff](#)

## Account Registration

**First Name\*****Last Name\*****Username\*****Email Address\***

Your email address will act as your username. You will use it to sign in to the WebStore.

**Choose a Password\* ?****Confirm Password\***

Proof of Eligibility

**Your Organization\*****Organization-Issued Email Address\***

## Step 5:

Your registration is complete and pending verification.



Orders & Downloads	Subscriptions	Account Information	<b>Eligibility</b>	Change Password
--------------------	---------------	---------------------	--------------------	-----------------

- ✔ Thank you for registering.
- ✔ Your account is currently pending verification. Some orders may be placed on hold until this verification is complete. See details below.

### Eligibility

You are a member of (or have requested membership in) the following groups:


Organization:	Alliant International University
User Groups:	<b>Students</b>
Verification Method:	Organization-issued email address
Status:	<b>Unverified</b> (Expires: 2021-04-24)

## Step 6:

Check your Alliant Email and open the “Email address confirmation” message sent from Alliant International University [noreply@e-academy.com]

Select the link “<http://e5.onthehub.com/d.ashx?s=4u6qdxv2nb>” (Your link address will be slightly different).

Email address confirmation



ⓘ If there are problems with how this message is displayed, click here to view it in a web browser.

**\*\* This is an automated message -- please do not reply as you will not receive a response. \*\***



This email is to confirm the email address that you supplied. Please click the link below to complete the verification of your email address:

<https://alliant.onthehub.com/d.ashx?s=9dgd0ic4ac>

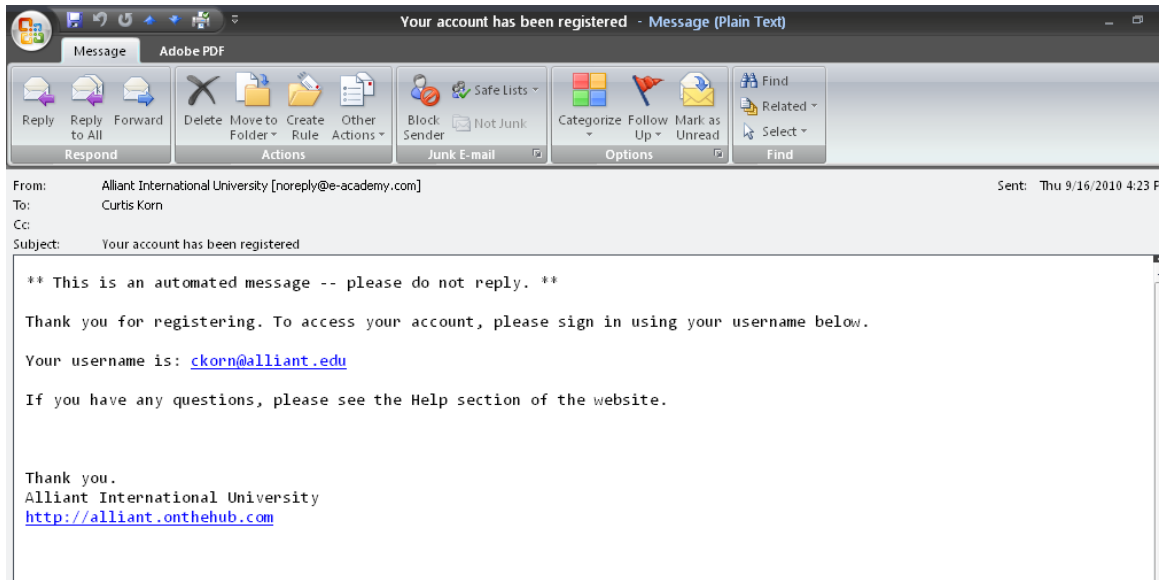
If you are redirected to your organization's internal sign-in page, you will need to sign in using the credentials provided by your organization.

If you have any questions, please see the [Help page](#) of the WebStore.

Thank you,  
[Alliant International University](#)

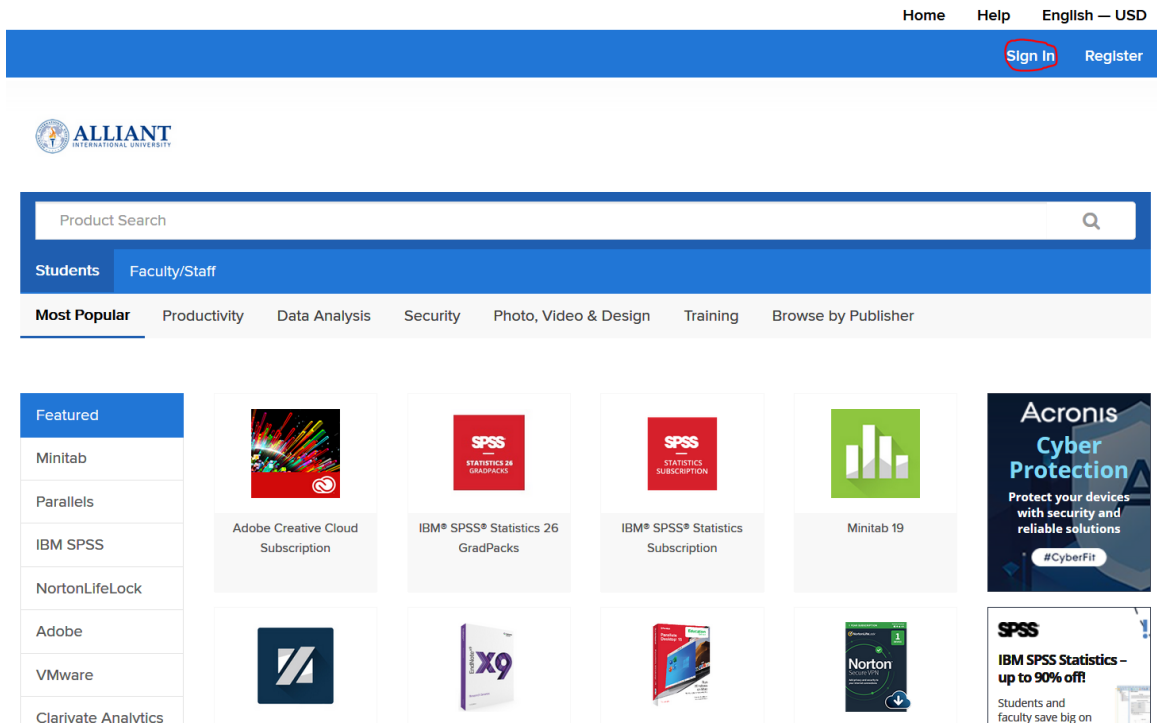
### Step 7:

Check your Alliant Email and open the “Your account has been registered” message sent from Alliant International University [noreply@e-academy.com]



### Step 8:

Go to <http://alliant.onthehub.com> (By default you should be on the Students tab)  
Select “Sign In” at the top right corner of the page.



**Step 9:**

Enter your Username (email address),  
Enter the Password you created in Step 4  
and the Select the “Sign In” button.

**Sign In**

**Username\***  
Student@alliant.edu

**Password\***

Sign In

[Forgot username or password?](#)

**Register**

Need to request an account or complete registration? Click the Register button below to continue.

Register

**Step 10:**

Select desired product(s) purchase at the discounted rate and enjoy your new software!

**Product Search**

Students Faculty/Staff

Most Popular Productivity Data Analysis Security Photo, Video & Design Training Browse by Publisher

**Featured**

- Minitab
- Parallels
- IBM SPSS
- NortonLifeLock
- Adobe
- VMware
- Clarivate Analytics
- JMP

Adobe Creative Cloud Subscription	IBM® SPSS® Statistics 26 GradPacks	IBM® SPSS® Statistics Subscription	Minitab 19	Minitab Express
EndNote X9	Parallels Desktop 15 for Mac	Norton Secure VPN (1 year, 1 device)	JMP® 14	NVivo 12 Plus (Windows)